

Super High Power Chip Terminators

■ HPT Series

Features

- By adopting an aluminum nitride substrate, it has extremely excellent heat dissipation performance and realizes ultra-high power consumption.
- Wrap around terminals provide easy and reliable soldering.
- Thin film does not have any innate stress. Therefore, repeated power cycling does not fatigue the element and cause no change in impedance.


Applications

- Wireless base station and Wireless communication devices
- High frequency power supply



◆ Part numbering system

HPT 3216 - 50 - T1



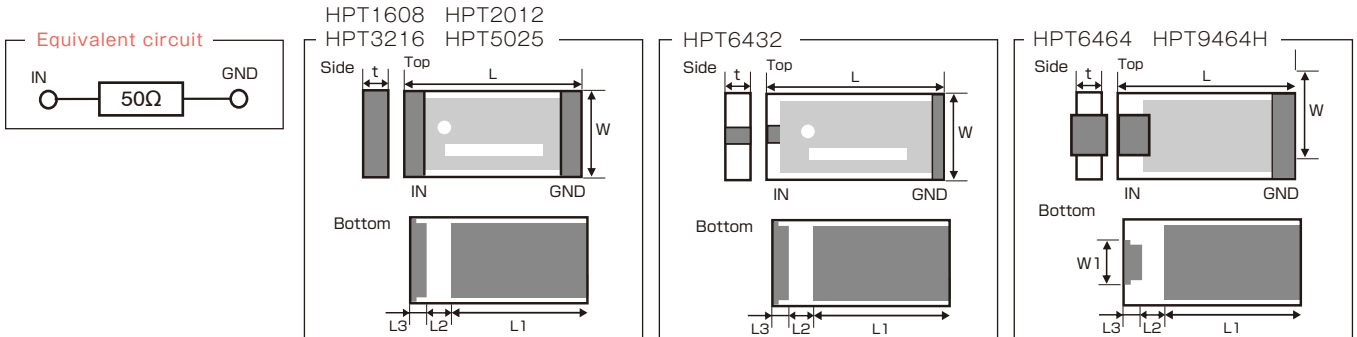
◆ Electrical Specification

HPT series (ALN substrate)									
Type	HPT1608	HPT2012	HPT3216	HPT5025	HPT6432	HPT6464	HPT9464H		
Rated Power	2.5W	5W	10W	20W	30W	60W	100W		
VSWR	DC ~ 3GHz	1.2	1.2	1.2	1.3	1.3	1.3	1.3	
	3.1~5GHz	1.2	1.3	1.3	1.5	1.5	—	—	
	5.1~7.5GHz	1.3	1.3	1.4	—	—	—	—	
	7.6~10GHz	1.3	1.4	1.5	—	—	—	—	
	10.1~12.5GHz	1.4	1.5	—	—	—	—	—	
	12.6~15GHz	1.5	—	—	—	—	—	—	
Operating temperature	-40°C ~ +155°C								
Rated operating temperature	+100°C at Terminal								
Packaging quantity	100pcs/bag (B) 1000pcs/reel (T1) 5000pcs/reel (T5)							100pcs/bag (B) 1000pcs/reel (T1)	

High frequency surface mount components

HPT Series

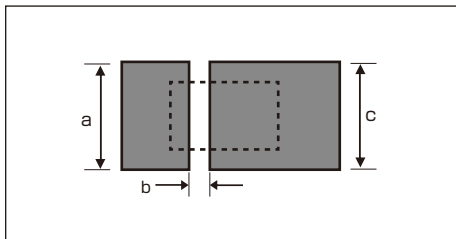
◆ Dimension, Equivalent Circuit and pin arrangement



Type	Size(inch)	L	W	t	L1	L2	L3	W1
HPT1608	0603	1.60±0.15	0.80±0.15	0.40±0.10	1.10±0.15	0.30±0.15	0.20±0.15	—
HPT2012	0805	2.00±0.15	1.25±0.15	0.40±0.10	1.50±0.15	0.30±0.15	0.20±0.15	—
HPT3216	1206	3.20±0.20	1.60±0.20	0.40±0.10	2.70±0.20	0.30±0.15	0.20±0.15	—
HPT5025	2010	5.00±0.20	2.50±0.20	0.65±0.10	3.60±0.20	0.90±0.20	0.50±0.15	—
HPT6432	2512	6.40±0.20	3.20±0.20	0.65±0.10	5.50±0.20	0.70±0.15	0.20±0.15	—
HPT6464	2525	6.30±0.20	6.30±0.20	0.65±0.10	4.90±0.20	0.65±0.15	0.75±0.15	3.05±0.20
HPT9464H	3725	9.40±0.20	6.30±0.20	0.65±0.10	7.10±0.20	1.15±0.15	1.15±0.15	3.00±0.20

(unit : mm)

◆ Recommended land patterns (soldering footprints)



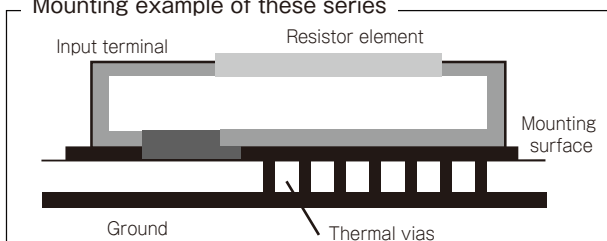
Type	a	b	c
HPT1608	1.20	0.40	1.20
HPT2012	1.60	0.40	1.50
HPT3216	2.00	0.40	2.00
HPT5025	2.90	0.90	2.90
HPT6432	3.60	0.70	3.60
HPT6464	3.30	1.15	6.80
HPT9464H	3.30	1.15	6.80

(unit : mm)

◆ Mounting example

Pay special care to heat dissipation when this product is used at maximum rated power.

Mounting example of these series



Above diagram shows a mounting example with thermal bias dissipating heat to the ground. Depending on the application, a heat sink might be needed closely contacting to the bottom of the product.

◆ Derating Curve

