


Precision Thin Film Resistor (Conformally Coated)



Available
RoHS
COMPLIANT

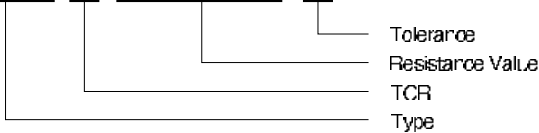
TCR, RESISTANCE RANGE, TOLERANCE, RATED POWER				
Type	TCR (ppm/°C) -25°C to +125°C*	Resistance Range (Ω)	Resistance Tolerance (%)*	Rated Power (W) at 70°C
TLA	0±10 (C) 0±5 (X)	100K to 5M	±0.05 (A) ±0.1 (B) ±0.5 (D) ±1 (F)	0.125
TLC		200K to 10M	±0.02 (Q) ±0.05 (A) ±0.1 (B) ±0.5 (D) ±1 (F)	0.25

* Symbols in parentheses are for type number composition.

COMPOSITION OF TYPE NUMBER

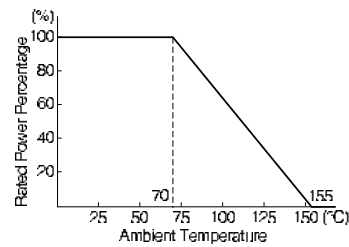
Example:

TLA X 500K00 B

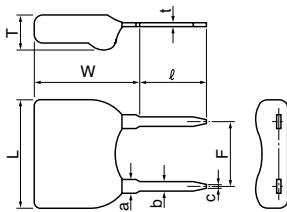


Resistance value, in ohm, is expressed by a series of six characters, five of which represent significant digits. K or M is a dual-purpose letter that designates both the value range (K for kilo-ohm; M for mega-ohm) and the location of decimal point.

POWER DERATING CURVE

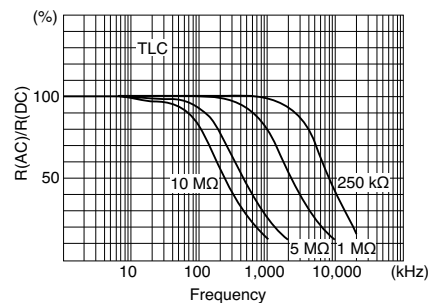


CONFIGURATION (DIMENSIONS IN mm)



Type	TLA	TLC
L	5.3±0.5	7.3±0.5
W	6.2±0.5	
T	2.2±0.5	
F	2.54±0.25 5.08±0.25	
l	5±1	
t	0.3±0.05	
a	1.0±0.05	
b	0.65±0.05	
c	0.4±0.05	

FREQUENCY CHARACTERISTICS



PERFORMANCE

Parameters	Test Condition	ALPHA Specification	ALPHA Typical Test Data
Max. Rated Operating Temperature Working Temperature Range Maximum Working Voltage		70°C -25°C to +155°C TLA = 250V, TLC = 300V	
Temperature Cycling Overload	-25°C/30 min., Room Temperature/5 min., +55°C/30 min., 5 cycles Rated Voltage x 2.5, 5 sec.	±0.05% ±0.05%	±0.01% ±0.0025%
Solderability Resistance to Solvents	235°C, 2 sec. Isopropyl Alcohol	over 75% coverage no damage	
Low Temperature Storage Terminal Strength	-25°C, No Load, 2 hrs. 0.908 kg (2 pounds), 10 sec.	±0.05% ±0.05%	±0.0025% ±0.0025%
Dielectric Withstanding Voltage Insulation Resistance Resistance to Soldering Heat Moisture Resistance	Atmospheric: AC 300V, 1 min. DC 100V, 1 min. 350°C, 3 sec. +65°C to -10°C, 90% RH to 98% RH, Rated Voltage, 10 cycles (240 hrs.)	±0.03% over 10,000 MΩ ±0.03% ±0.1%	±0.0025% over 10,000 MΩ ±0.01% ±0.05%
Life (Rated Load)	70°C, Rated Power, 1.5 hrs. – ON, 0.5 hr. – OFF, 1,000 hrs.	±0.1%	±0.01%
Storage Life	15°C to 35°C, 15% RH to 75% RH, No Load, 10,000 hrs.	±0.02%	±0.01%
High Temperature Exposure	155°C, No Load, 1,000 hrs.	±0.05%	±0.02%
Current Noise		-25 dB	-35 dB



Disclaimer

ALL PRODUCTS, PRODUCT SPECIFICATIONS AND DATA ARE SUBJECT TO CHANGE WITHOUT NOTICE.

Vishay Precision Group, Inc., its affiliates, agents, and employees, and all persons acting on its or their behalf (collectively, "VPG"), disclaim any and all liability for any errors, inaccuracies or incompleteness contained herein or in any other disclosure relating to any product.

The product specifications do not expand or otherwise modify VPG's terms and conditions of purchase, including but not limited to, the warranty expressed therein.

VPG makes no warranty, representation or guarantee other than as set forth in the terms and conditions of purchase. **To the maximum extent permitted by applicable law, VPG disclaims (i) any and all liability arising out of the application or use of any product, (ii) any and all liability, including without limitation special, consequential or incidental damages, and (iii) any and all implied warranties, including warranties of fitness for particular purpose, non-infringement and merchantability.**

Information provided in datasheets and/or specifications may vary from actual results in different applications and performance may vary over time. Statements regarding the suitability of products for certain types of applications are based on VPG's knowledge of typical requirements that are often placed on VPG products. It is the customer's responsibility to validate that a particular product with the properties described in the product specification is suitable for use in a particular application. You should ensure you have the current version of the relevant information by contacting VPG prior to performing installation or use of the product, such as on our website at vpgsensors.com.

No license, express, implied, or otherwise, to any intellectual property rights is granted by this document, or by any conduct of VPG.

The products shown herein are not designed for use in life-saving or life-sustaining applications unless otherwise expressly indicated. Customers using or selling VPG products not expressly indicated for use in such applications do so entirely at their own risk and agree to fully indemnify VPG for any damages arising or resulting from such use or sale. Please contact authorized VPG personnel to obtain written terms and conditions regarding products designed for such applications.

Product names and markings noted herein may be trademarks of their respective owners.

Copyright Vishay Precision Group, Inc., 2014. All rights reserved.